



CANOPY LIGHTING

UPGRADE MANUAL



TABLE OF CONTENTS

Existing Original HID to LED	5
Existing Retrofit HID to LED	7
Older LED to Current LED	9
LED Replacement for Other Manufacturers	13



LSI is proud to be an American company with approximately 1,100 employees at seven manufacturing plants in the United States, including our corporate headquarters in Cincinnati, Ohio. The majority of our lighting products are made in America and meet Buy American Act requirements.

Since 1995, our Scottsdale family of luminaires has been the gold standard for canopy illumination. Made in America and valued for their quality, reliability, and innovation, each member of our Scottsdale product line is a high-performance, energy-efficient lighting solution.



SCOTTSDALE VERTEX
SCV



SCOTTSDALE LEGACY
CRUS









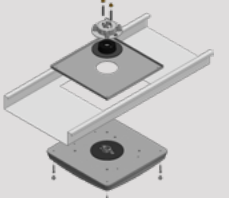
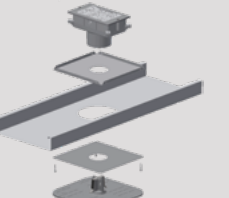





SCOTTSDALE
SCM

COMPANY WE KEEP










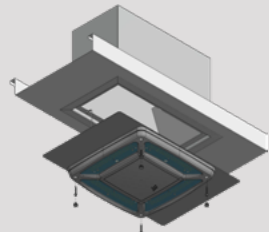



EXISTING ORIGINAL HID TO LED


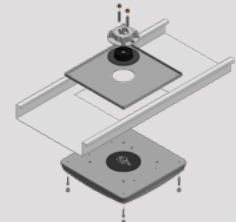



EXISTING FIXTURE	CHOICES		TO NEW LED FIXTURE
SCOTTSDALE (SC) Installed through 4" round hole in single deck canopy 	Leave in place	Order adaptor frame kit Part # 744333 (SCV or SCM fixture ordered separately) Remove lens & frame, reflector and socket from existing fixture.	  SCV
	Remove & replace w/ SCV or SCM	Remove existing fixture and install new SCV or SCM (ordered separately) through same 4" round hole	 SCM
	Remove & replace w/ CRUS	Remove existing fixture and install new CRUS (ordered separately) through same 4" round hole	 CRUS
SCOTTSDALE FLAT LENS (SCF) OR ENCORE TOP ACCESS (ECTA) Installed through 9" round hole in single deck canopy 	Leave in place	Order adaptor frame kit Part # 744333 (SCV or SCM fixture ordered separately) Remove lens & frame, reflector and socket from existing fixture.	  SCV
	Remove & replace w/ SCV or SCM	Remove existing fixture, install retrofit panel kit and new SCV or SCM (ordered separately) For 16" canopy deck: Order Part # 673425R2 For 12" canopy deck: Order Part # 676011R2	 673425R2 top plate 14.38" sq. 676011R2 top plate 10.75" sq.
	Remove & replace w/ CRUS	Remove existing fixture, install retrofit panel kit and new CRUS (ordered separately) For 16" canopy deck: Order Part # 525946 For 12" canopy deck: Order Part # 530281	 525946 top plate 14" sq. bottom panel 14" sq. 530281 top plate 10.75" sq. bottom panel 14" sq.
ENCORE BOTTOM ACCESS (EC) Installed through 12" square hole in double-deck canopy 	Leave in place	Order adaptor frame kit Part # 744333 (SCV or SCM fixture ordered separately) Remove lens & frame, reflector and socket from existing fixture.	  SCV

* When installing LED fixtures in place of existing HID, there may be opportunity to reduce the total quantity of LED fixtures needed. Consult local LSI manufacturer's rep for recommendations.

EXISTING RETROFIT HID TO LED


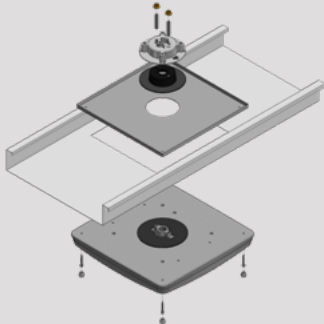


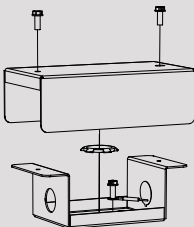


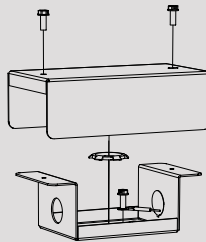

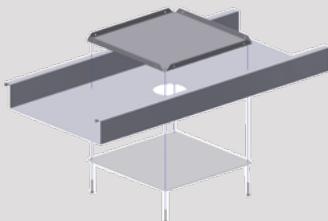
EXISTING FIXTURE	CHOICES		TO NEW LED FIXTURE		
SURFACE MOUNT					
SCOTTSDALE SSK UNV SSK UNV kit was designed to fit into existing 21" sq, 22" sq. or 23" sq. O.D. surface mount housings 	Leave housing in place	Order new SCV or SCM fixture with UNV accessory kit Part # 673427R2 (ordered separately) Remove existing fixture & panel assembly mounted inside housing and replace with new SCV or SCM UNV assembly		Housing not included	 SCV SCM
	Leave housing in place	Remove existing fixture & panel assembly mounted inside housing and replace with new CRUSK UNV		Housing not included	 CRUS
	Remove housing & replace with flush mount fixture (only in single-deck canopies)	Order new SCV, SCM or CRUS fixture, Part # 1320540 plugs kit & Part # 357282 cover panel Remove entire fixture, plug mounting holes & seal w/ caulk. Install cover panel to cover old footprint, drill 4" round hole centered in deck pan and install new SCV, SCM or CRUS		Bottom panel 25.123" sq	

EXISTING FIXTURE	CHOICES		TO NEW LED FIXTURE		
SURFACE MOUNT					
SCOTTSDALE SSK RECU SSK RECU kit was designed to fit into existing recessed, rectangular housing from 17 1/2" - 19 1/8" long and 8 5/16" - 9 3/8" wide 	Leave housing in place	Order new SCV or SCM fixture with RECU accessory kit Part # 673426R2 (ordered separately) Remove existing fixture & panel assembly mounted inside housing and replace with new SCV or SCM RECU assembly		Housing not included	 SCV SCM
	Leave housing in place	Remove existing fixture & panel assembly mounted inside housing and replace with new CRUSK RECU		Housing not included	 CRUS











EXISTING FIXTURE	CHOICES		TO NEW LED FIXTURE		
SCOTTSDALE / ENCORE TOP ACCESS FLAT LENS FOCUS Installed through either 4" round hole (SC FO) with aiming cone or 9" round hole (ECTA SP) in single deck canopy 	Remove & replace	Order panel kit (top filler plate, plugs & caulk) with new SCV, SCM or CRUS fixture (ordered separately). Existing fixture is removed, center hole enlarged to 4" round for new fixture. Plugs & caulk are used to seal the (4) outside mounting stud holes, then new fixture can be installed. For 16" canopy deck: Order Part # 673425R2 For 12" canopy deck: Order Part # 676011R2		673425R2 top plate 14" sq. 676011R2 top plate 10.75" sq.	 SCV SCM
	Leave housing in place and blank out fixture	Remove Focus optics, cut power to fixture and install internal blanking panel inside door frame. For existing Scottsdale HID Focus housing: Order Part # 719012 For existing ECTA HID Focus housing: Order Part # 726622	 719012 726622		 CRUS

* When installing LED fixtures in place of existing HID, there may be opportunity to reduce the total quantity of LED fixtures needed. Consult local LSI manufacturer's rep for recommendations.

OLDER LED TO CURRENT LED



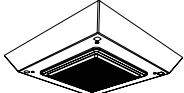
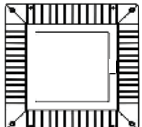
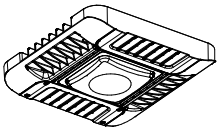
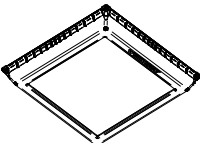



EXISTING FIXTURE	CHOICES		TO NEW LED FIXTURE	
<p>ORIGINAL CROSSOVER CRO/CRO2 CRO FEB 2008 THRU JAN 2010 CRO2 FEB 2009 THRU SEPT 2013</p> <p>Original Crossover CRO/CRO2 Ambient fixture mounted through (4) mounting studs in a 7" drilling pattern and a center driver stem hole (single-deck canopy only)</p> 	<p>Remove & replace</p>	<p>New SCV, SCM or CRUS fixture (ordered separately). Existing fixture is removed, center hole enlarged to 4" round for new fixture. Plugs & caulk are used to seal the (4) outside mounting stud holes, then new fixture can be installed. For 16" canopy deck: Order Part # 538136 For 12" canopy deck: Order Part # 538138</p>	 <p>538136 top plate 14" sq.</p> <p>538138 top plate 10.75" sq.</p>	 <p>SCV SCM</p> <p>CRUS</p>
<p>CROSSOVER CRO3 MAY 2010 THRU MAY 2014</p> <p>Crossover CRO3 Ambient fixture mounted through (4) mounting studs in a 4" drilling pattern and a center driver stem hole (single-deck canopy only)</p> 	<p>Remove & replace</p>	<p>Existing fixture is removed, 4" round hole drilled to remove existing drilling pattern. New SCV, SCM or CRUS (ordered separately) is installed through the 4" round hole for new fixture. Optional junction box for SCV or SCM install can be ordered separately: Part # 687461</p>		 <p>SCV SCM</p> <p>CRUS</p>
<p>CROSSOVER FOCUS CRO/CRO2/CRO3 FO CRO FO FEB 2008 THRU AUG 2009 CRO2 FO SEPT 2009 THRU MAR 2014 CRO3 FO JULY 2013 THRU AUG 2019</p> <p>Original Crossover CRO/CRO2 Focus fixture mounted through (4) mounting studs in a 7" drilling pattern with a center driver stem hole (single-deck canopy only) CRO3 Focus fixture mounted through (4) mounting studs in a 4" drilling pattern with a center driver stem hole (single-deck canopy only) All of the above fixtures were positioned on either side of the dispensers & aimed at the gas pumps.</p> 	<p>Remove & replace</p>	<p>Existing fixture is removed, 4" round hole drilled to remove existing drilling pattern. New SCV, SCM or CRUS (ordered separately) is installed through the 4" round hole for new fixture. Optional junction box for SCV or SCM install can be ordered separately: Part # 687461</p>		 <p>SCV SCM</p> <p>CRUS</p>
<p>Blank out position</p>	<p>Order panel kit (top filler plate, bottom decorative panel & caulk) For 16" canopy deck: Order Part # 484849 (specify color) For 12" canopy deck: Order Part # 484861 (specify color)</p>		<p>484849 top plate 14" sq. bottom panel 14" sq.</p> <p>484861 top plate 10.75" sq. bottom panel 14" sq.</p>	

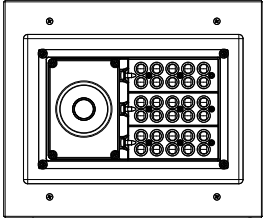
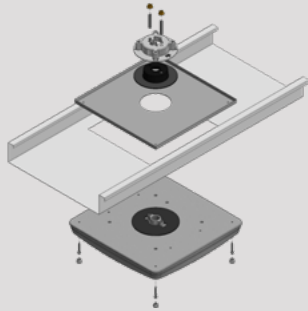



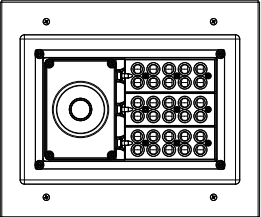
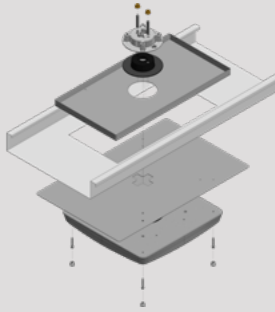
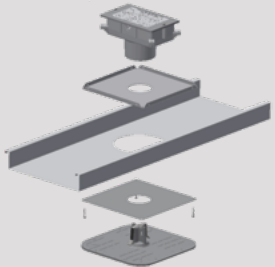



OLDER LED TO CURRENT LED

EXISTING FIXTURE	CHOICES		TO NEW LED FIXTURE
<p>CROSSOVER GOLD CRS MAY 2011 THRU SEPT 2017</p> <p>Crossover Gold CRS Ambient fixture mounted through (4) mounting studs in a 4" drilling pattern and a center driver stem hole (single-deck canopy only)</p> 	<p>Remove & replace</p>	<p>Order SCV, SCM or CRUS fixture to mount through 4" round hole remaining once original fixture is removed.</p> <p>Existing CRS is 19 3/8" square so a discoloration may be left on canopy deck once fixture is removed, and updated with an installed SCV, SCM or CRUS.</p> <p>SCV (15.9" sq), SCM (16" sq) or CRUS (15 11/16" sq) are smaller so a bottom, decorative panel can be ordered to cover the CRU footprint: Order Part # 713284 (specify color)</p>	 <p>21" sq.</p>  <p>SCV</p>  <p>SCM</p>  <p>CRUS</p>
<p>CROSSOVER CRU MAY 2013 THRU JULY 2013</p> <p>Crossover CRU Ambient fixture mounted through a 4" round hole cut into a single-deck canopy only</p> 	<p>Remove & replace</p>	<p>Order SCV, SCM or CRUS fixture to mount through 4" round hole remaining once original fixture is removed.</p> <p>Existing CRU is 20 3/4" square so a discoloration may be left on canopy deck once fixture is removed, and updated with an installed SCV, SCM or CRUS.</p> <p>SCV (15.9" sq), SCM (16" sq) or CRUS (15 11/16" sq) are smaller so a bottom, decorative panel can be ordered to cover the CRU footprint: Order Part # 713284 (specify color)</p>	 <p>21" sq.</p>  <p>SCV</p>  <p>SCM</p>  <p>CRUS</p>

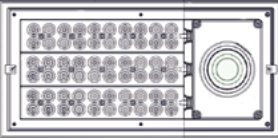
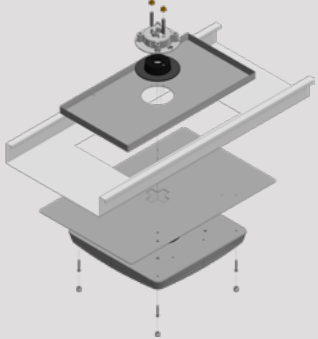



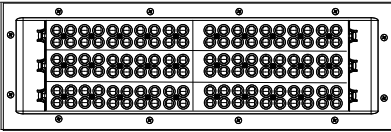
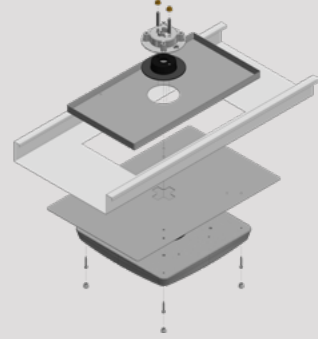



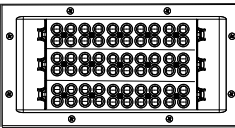
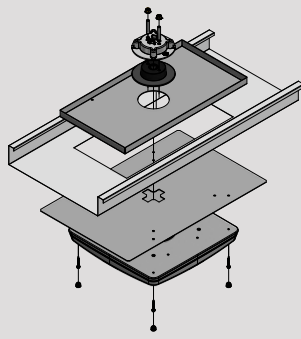



* When installing LED fixtures in place of existing HID, there may be opportunity to reduce the total quantity of LED fixtures needed. Consult local LSI manufacturer's rep for recommendations.

LED REPLACEMENT FOR OTHER MANUFACTURERS

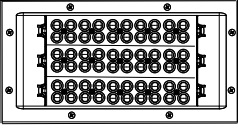
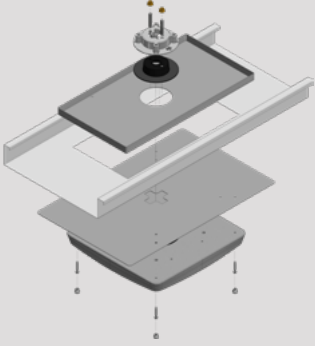




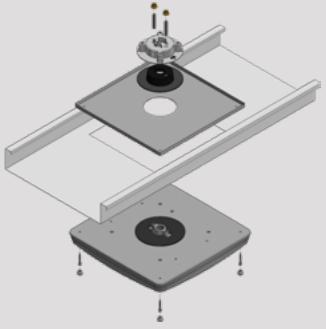


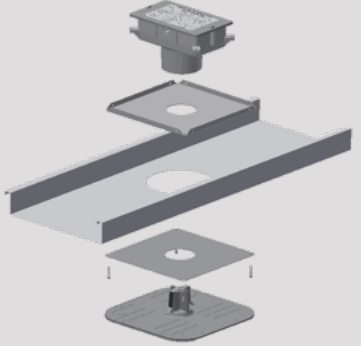

SINGLE-DECK CANOPY ONLY	CHOICES	TO NEW LED FIXTURE
<p>THRU 2", 3", 4" OR 5" ROUND OPENING IN CANOPY DECK</p> <div style="display: flex; justify-content: space-around; align-items: flex-start;"> <div style="text-align: center;">  <p>CREE EDGE® 4" ROUND</p> </div> <div style="text-align: center;">  <p>CREE CPY® 2-4" ROUND</p> </div> <div style="text-align: center;">  <p>CREE CPT™ 4-5" ROUND</p> </div> <div style="text-align: center;">  <p>HUBBELL WHITEWAY CLED 3" ROUND</p> </div> <div style="text-align: center;">  <p>HUBBELL WHITEWAY GALASY 2" ROUND</p> </div> <div style="text-align: center;">  <p>HUBBELL WHITEWAY VANISH 2" ROUND</p> </div> </div> <p><small>THE EDGE®, CPY250® and CPT™ are registered trademarks of Cree Lighting, A company of IDEAL INDUSTRIES.</small></p> <p><small>HUBBELL WHITEWAY CLED, HUBBELL WHITEWAY GALASY, HUBBELL WHITEWAY VANISH are products of Whiteway, a division of Hubbell Lighting, Inc.</small></p>	<p>Remove & replace</p>	<div style="text-align: center;">  <p>SCV</p>  <p>SCM</p>  <p>CRUS</p> </div>

EXISTING FIXTURE	CHOICES		TO NEW LED FIXTURE
<p>THRU 7.4" X 10.6" OPENING IN CANOPY DECK</p> <p>CREE 228™ 30 LED (THRU 2011)</p> <p><small>CREE 228™ is a registered trademark of Cree Lighting, A company of IDEAL INDUSTRIES.</small></p> 	<p>Remove & replace</p> <p>Order panel kit (top filler plate & caulk) with SCV or SCM fixture (ordered separately) For 16" canopy deck: Order Part # 673425R2 For 12" canopy deck: Order Part # 676011R2</p> <p>Order panel kit (top filler plate, bottom decorative panel & caulk) with CRUS fixture (ordered separately) For 16" canopy deck: Order Part # 525946 For 12" canopy deck: Order Part # 530281</p>	 <p>673425R2 top plate 14.38" sq.</p> <p>676011R2 top plate 10.75" sq.</p>	<div style="text-align: center;">  <p>SCV</p>  <p>SCM</p>  <p>CRUS</p> </div>
<p>THRU 7.4" X 13.5" OPENING IN CANOPY DECK</p> <p>CREE 228™ 30 LED (2012 TO PRESENT)</p> <p><small>CREE 228™ is a registered trademark of Cree Lighting, A company of IDEAL INDUSTRIES.</small></p> 	<p>Remove & replace</p> <p>Order panel kit Part # 678281WHT (top filler plate, bottom decorative panel & caulk) with SCV or SCM fixture (ordered separately)</p> <p>Order panel kit (top filler plate, bottom decorative panel & caulk) with CRUS fixture (ordered separately) For 16" canopy deck: Order Part # 525946 For 12" canopy deck: Order Part # 530281</p>	 <p>Top plate 11.75" x 22" bottom panel 16" x 25"</p>  <p>525946 top plate 14" sq. bottom panel 14" sq.</p> <p>530281 top plate 10.75" sq. bottom panel 14" sq.</p>	<div style="text-align: center;">  <p>SCV</p>  <p>SCM</p>  <p>CRUS</p> </div>

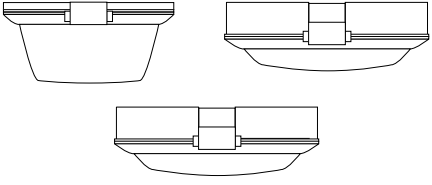
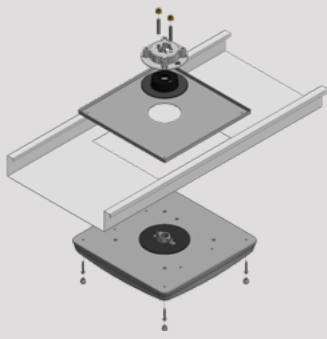
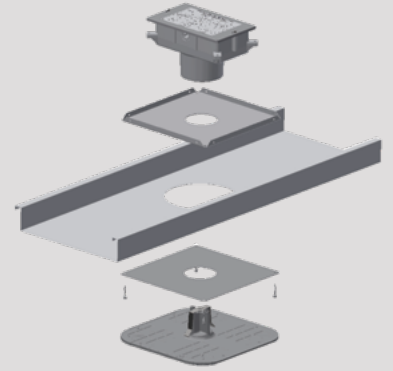
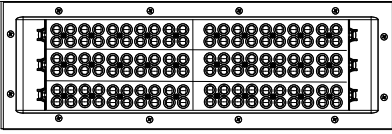
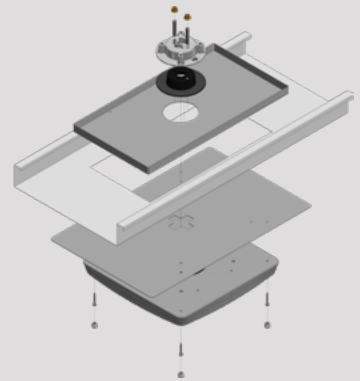
LED REPLACEMENT FOR OTHER MANUFACTURERS

EXISTING FIXTURE	CHOICES		TO NEW LED FIXTURE	
<p>THRU 7.4" X 16.1" OPENING IN CANOPY DECK</p> <p>CREE 228™ 60 LED</p> <p><small>CREE 228™ is a registered trademark of Cree Lighting, A company of IDEAL INDUSTRIES.</small></p> 	<p>Remove & replace</p>	<p>Order panel kit Part # 678291R2WHT (top filler plate, bottom decorative panel & caulk) with SCV or SCM fixture (ordered separately)</p>	 <p>Top plate 11.75" x 22" bottom panel 16" x 25"</p>	 SCV  SCM  CRUS
<p>Thru 7.4" x 20.95" opening in canopy deck</p> <p>CREE 228™ 90 LED</p> <p><small>CREE 228™ is a registered trademark of Cree Lighting, A company of IDEAL INDUSTRIES.</small></p> 	<p>Remove & replace</p>	<p>Order panel kit Part # 678291R2WHT (top filler plate, bottom decorative panel & caulk) with SCV or SCM fixture (ordered separately)</p>	 <p>Top plate 11.75" x 22" bottom panel 16" x 25"</p>	 SCV  SCM  CRUS
<p>Thru 9.8" x 18.3" opening in canopy deck</p> <p>CREE 227™ 60 LED (thru 2011)</p> <p><small>CREE 227™ is a registered trademark of Cree Lighting, A company of IDEAL INDUSTRIES.</small></p> 	<p>Remove & replace</p>	<p>Order panel kit Part # 678291R2WHT (top filler plate, bottom decorative panel & caulk) with SCV or SCM fixture (ordered separately)</p>	 <p>Top plate 11.75" x 22" bottom panel 16" x 25"</p>	 SCV  SCM  CRUS

LED REPLACEMENT FOR OTHER MANUFACTURERS

SINGLE-DECK CANOPY ONLY	CHOICES		TO NEW LED FIXTURE	
<p>Thru 7.4" x 15.1" opening in canopy deck CREE 227™ 60 LED (2012 to present)</p> <p><small>CREE 227™ is a registered trademark of Cree Lighting, A company of IDEAL INDUSTRIES.</small></p> 	<p>Remove & replace</p>	<p>Order panel kit Part # 678291R2WHT (top filler plate, bottom decorative panel & caulk) with SCV or SCM fixture (ordered separately)</p>	 <p>Top plate 11.75" x 22" bottom panel 16" x 25"</p>	 <p>SCV</p>  <p>SCM</p>  <p>CRUS</p>
<p>Thru 12" square opening in canopy deck CREE 304™</p> <p><small>CREE 304™ is a registered trademark of Cree Lighting, A company of IDEAL INDUSTRIES.</small></p> 	<p>Remove & replace</p>	<p>Order panel kit (top filler plate & caulk) with SCV or SCM fixture (ordered separately) For 16" canopy deck: Order Part # 673425R2</p>	 <p>Top plate 14.38" sq.</p>	 <p>SCV</p>  <p>SCM</p>
		<p>Order panel kit (top filler plate, bottom decorative panel & caulk) with CRUS fixture (ordered separately) For 16" canopy deck: Order Part # 525946</p>	 <p>Top plate 14" sq. bottom panel 14" sq.</p>	 <p>CRUS</p>

LED REPLACEMENT FOR OTHER MANUFACTURERS

SINGLE-DECK CANOPY ONLY	CHOICES		TO NEW LED FIXTURE
<p>Thru 12" square opening in canopy deck HUBBELL SECURITY UCL <small>HUBBELL UCL is a product of Hubbell Lighting, Inc.</small></p> 	<p>Remove & replace</p>	<p>Order panel kit (top filler plate & caulk) with SCV or SCM fixture (ordered separately) For 16" canopy deck: Order Part # 673425R2</p>	 <p>SCV</p> <p>SCM</p>
		<p>Order panel kit (top filler plate, bottom decorative panel & caulk) with CRUS fixture (ordered separately) For 16" canopy deck: Order Part # 525946</p>	 <p>CRUS</p>
<p>Thru 7.4" x 20.6" square opening in canopy deck CREE 227™ 90 LED <small>CREE 227™ is a registered trademark of Cree Lighting, A company of IDEAL INDUSTRIES.</small></p> 	<p>Remove & replace</p>	<p>Order panel kit Part # 678291R2WHT (top filler plate, bottom decorative panel & caulk) with SCV or SCM fixture (ordered separately)</p>	 <p>SCV</p> <p>SCM</p> <p>CRUS</p>

Visit us online at LSIcorp.com/rcs

