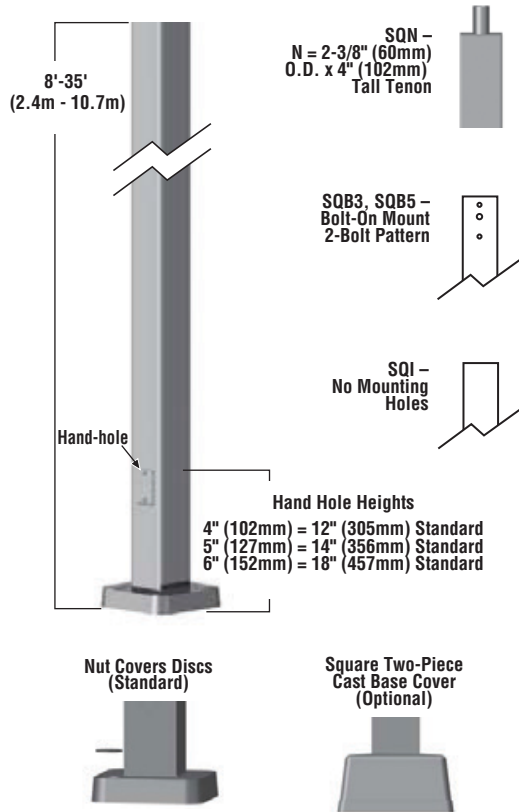


ALUMINUM SQUARE POLES (SOFT CORNER)

DIMENSIONS



POLE SHAFT - The soft corner pole shaft is extruded from seamless alloy aluminum. On Tenon Mount poles, tenon is 2-3/8" O.D. x 4" tall high-strength pipe. Aluminum straight poles are 4", 5" and 6" square.

HAND-HOLE - On 4" square poles, standard hand hole is 2" x 4" located 12" up from bottom of base plate. On 5" square poles, standard hand hole is 2" x 4" located 14" up from bottom of base plate. On 6" square poles, standard hand hole is 2-5/8" x 5" located 18" up from bottom of base plate. Hand hole gasket is provided. Optional festoon for GFI receptacle (with or without GFI Kit supplied) is available. Minimum height for location of festoon is 18" above standard hand hole.

BASE - Pole base is cast from 356 alloy aluminum. Completed assembly is heat-treated to a T6 temper. Tamper-resistant aluminum nut cover discs are included with anchor base.

BASE COVERS - Tamper-resistant aluminum nut cover discs are included with anchor base. Optional two-piece square cast base covers available. Must be ordered separately.

ANCHOR BOLTS - Set of four anchor bolts conform to ASTM F1554 Grade 55. Each bolt is provided with two hex nuts and two flat washers. Bolts have an "L" bend on one end and are galvanized a minimum of 12" on the threaded end.

GROUND LUG - Ground lug is standard.

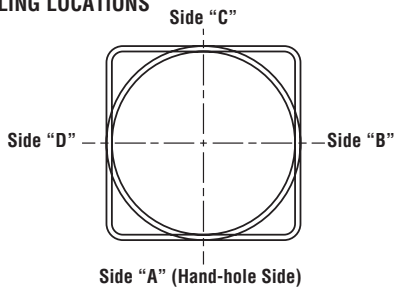
GROUND FAULT CIRCUIT INTERRUPTER - Ground fault circuit interrupter kit is optional. Pole Preparation (festoon) with GFI Kit must be ordered. Specify location in feet above base of pole and side orientation. Minimum height for location of festoon is 18" above standard hand hole.

FINISHES - Baked-on polyester-powder finish provides one year limited warranty.

DETERMINING THE LUMINAIRE/POLE COMBINATION FOR YOUR APPLICATION:

- Select luminaire from luminaire ordering information
- Select bracket configuration if required
- Determine EPA value from luminaire/bracket EPA chart
- Select pole height
- Select MPH to match wind speed in the application area (See windspeed map).
- Confirm pole EPA equal to or exceeding value from note above
- Confirm total luminaire/bracket weight does not exceed maximum weight shown in chart below
- Consult factory for special wind load requirements

DRILLING LOCATIONS



Sides	A	B	C	D
Hand-hole	X			
Single	X			
D180°		X		X
D90°	X			X
T90°	X	X		X
Q90°	X	X	X	X

POLE SELECTION CHART: 4" (102mm), 5" (127mm) and 6" (152mm) aluminum square poles

Height	EPA ¹				Outside Dimensions	Material	Max Weight (lbs) ¹	Bolt Circle	Structure Weight (lbs) ²
	70 MPH	80 MPH	90 MPH	100 MPH					
8' (2.4m)	24.3	18.2	14.0	10.9	4" (102mm)	0.125	350	G	24
10' (3.0m)	18.9	13.9	10.5	8.0	4" (102mm)	0.125	260	G	28
12' (3.7m)	14.7	10.6	7.7	5.7	4" (102mm)	0.125	260	G	33
14' (4.3m)	11.9	8.3	5.8	4.1	4" (102mm)	0.125	200	G	37
15' (4.6m)	8.3	5.7	3.8	2.6	4" (102mm)	0.125	200	G	39
16' (4.9m)	7.3	4.8	3.1	1.9	4" (102mm)	0.125	200	G	42
16' (4.9m)	12.3	8.6	6.1	4.3	4" (102mm)	0.188	200	G	59
18' (5.5m)	5.9	3.6	2.1	N/A	4" (102mm)	0.125	100	G	46
18' (5.5m)	10.1	6.8	4.6	3.0	4" (102mm)	0.188	150	G	66
18' (5.5m)	18.0	12.7	9.0	6.4	5" (127mm)	0.188	260	H	85
20' (6.1m)	4.1	2.1	N/A	N/A	4" (102mm)	0.125	150	G	51
20' (6.1m)	8.1	5.2	3.1	1.7	4" (102mm)	0.188	150	G	73
20' (6.1m)	15.4	10.5	7.1	4.7	5" (127mm)	0.188	150	H	93
20' (6.1m)	24.8	17.4	12.3	8.7	6" (152mm)	0.188	150	I	114
20' (6.1m)	33.8	24.3	17.8	13.2	6" (152mm)	0.250	260	I	148
25' (7.6m)	9.5	5.6	3.0	1.0	5" (127mm)	0.188	100	H	115
25' (7.6m)	15.8	10.1	6.1	3.3	6" (152mm)	0.188	260	I	139
25' (7.6m)	23.3	15.8	10.7	7.0	6" (152mm)	0.250	260	I	182
30' (9.1m)	14.2	8.6	4.8	2.0	6" (152mm)	0.250	260	I	216
32' (9.8m)	12.2	6.9	3.2	N/A	6" (152mm)	0.250	150	I	229
35' (10.7m)	9.1	4.2	N/A	N/A	6" (152mm)	0.250	100	I	250

¹ EPA based on commercial criteria. For applications in Canada and areas using code requirements other than commercial criteria, consult factory. Designs are limited to top-mounted and side-mount luminaires.

Variations from sizes above are available, consult factory. Satisfactory performance of poles is dependent upon the pole being properly attached to a supporting foundation of adequate design.

Refer to EPA information on next page. Maximum luminaire/bracket weight is shown on the above chart.

1- Maximum weight of fixtures/brackets to be mounted to pole.

2- Structure weight is a nominal value which includes the pole shaft and base plate.

ARRA
Funding Compliant



Project Name _____ Fixture Type _____

Catalog # _____

10/22/15

© 2015
LSI INDUSTRIES INC.

ALUMINUM SQUARE POLES (SOFT CORNER)

POLE ORDERING INFORMATION

TYPICAL ORDER EXAMPLE: **5SQB5 A188 25 S BRZ**

Pole Series	Material	Height ²	Mounting Configuration ⁴	Pole Finish	Options
Bolt-On Mount - See selection guide for patterns and fixture matches. 4SQB3 - 3" Reduced Drilling Pattern 5SQB3 - 3" Reduced Drilling Pattern 4SQB5 - 5" Traditional Drilling Pattern 5SQB5 - 5" Traditional Drilling Pattern 6SQB5 - 5" Traditional Drilling Pattern	A125 - .125 Aluminum A188 - .188 Aluminum A250 - .250 Aluminum	8' 10' 12' 14' 16' 18' 20' 25' 30' ³ 32' ³ 35' ³	S - Single/Parallel D180° - Double D90° - Double T90° - Triple Q90° - Quad	BRZ - Bronze BLK - Black WHT - White SVG - Satin Verde Green MSV - Metallic Silver	FP - Festoon Outlet Provision Less GFI Kit ⁵ FPG - Festoon Outlet Provision With GFI Kit ⁵ LAB - Less Anchor Bolts
Tenon Mount - See selection guide for tenon and fixture/bracket matches. 4SQN 5SQN 6SQN	<div style="border: 1px solid black; padding: 5px; display: inline-block;"> Consult Pole Selection Chart on opposite page </div>		N - Tenon Mount		
Internal Slip-fitter¹ No mounting holes or pole caps - Use with BKA 4ISF, BKA 5ISF, BKA X4ISF & BKA X5ISF 4SQI 5SQI			*		

FOOTNOTES:

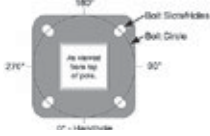
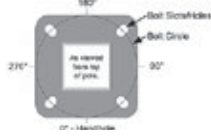
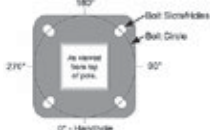
- See Area Lighting Brackets - Bolt-on and XAS3/XAMU Area Lighting Brackets pages for Internal Slip-fitter brackets.
- Pole heights will have +/- 2" tolerance.
- Pole includes factory installed vibration damper.

- TN120° mounting configuration not available.
- Specify location in feet above base of pole and side orientation. Minimum height is 18" up from standard hand hole.

ACCESSORY ORDERING INFORMATION (Accessories are field installed)

Description	Order Number
4DABC - 4" Square Cast 2-Piece Base Cover	505605CLR
5DABC - 5" Square Cast 2-Piece Base Cover	505606CLR
6DABC - 6" Square Cast 2-Piece Base Cover	505608CLR

BOLT CIRCLE

	4" (102mm) Square 9-15/16" (252mm) Square Base Plate  9" (229mm) Dia. Bolt Circle +/- 1/2" (13mm) G	5" (127mm) Square 11-9/16" (294mm) Square Base Plate  11" (279mm) Dia. Bolt Circle +/- 1/2" (13mm) H	6" (152mm) Square 12-3/4" (324mm) Square Base Plate  12-1/2" (318mm) Dia. Bolt Circle +/- 7/16" (11mm) I
Bolt Circle	9" +/- 1/2" (229mm +/- 13mm)	11" +/- 1/2" (279mm +/- 13mm)	12-1/2" +/- 7/16" (318mm +/- 11mm)
Anchor Bolt Size	3/4" dia. x 17" x 3" hook (19mm x 432mm x 76 mm)	3/4" dia. x 17" x 3" hook (19mm x 432mm x 76 mm)	1" dia. x 36" x 4" hook (25mm x 914mm x 102mm)
Anchor Bolt Projection	3-1/8" (79mm)	3-1/4" (83mm)	4" (102mm)
Base Plate Dimensions	9-15/16" sq. x 3/8" thk. (252mm x 10mm)	11-9/16" sq. x 1/2" thk. (294mm x 13mm)	12-3/4" sq. x 9/16" thk. (324mm x 14mm)

Note: Base plate illustrations may change without notice. Do not use for setting anchor bolts. Consult factory for the base plate templates.

EPA INFORMATION

All poles are guaranteed to meet the EPA requirements listed. Pole manufacturer is not responsible if a pole order has a lower EPA rating than the indicated wind-loading zone where the pole will be located.

CAUTION: This guarantee does not apply if the pole/bracket/fixture combination is used to support any other items such as flags, pennants, or signs, which would add stress to the pole. Pole manufacturer cannot accept responsibility for harm or damage caused in these situations.

NOTE: Pole calculations include a 1.3 gust factor over steady wind velocity. Example: poles designed to withstand 80 MPH steady wind will withstand gusts to 104 MPH. EPAs are for locations 100 miles away from hurricane ocean lines. Consult LSI for other areas. Note: Hurricane ocean lines are the Atlantic and Gulf of Mexico coastal areas. For applications in Canada, and areas using code requirements other than commercial criteria, consult factory.

