

Catalog # :

Project :

Prepared By :

Date :



## 6" PDL6K

# LED Retrofit Recessed Downlights

The PDL6K is a complete all-in-one-unit that comes with an integrated LED module and heat sink with your choice of baffle, reflector or eyeball. The 6" retrofit kit is suitable for new construction, remodel and retrofit applications. The PDL6K is ETL listed to work in LSI LRD6 IC rated housings and classified to work with most 6" industry housings that accept torsion springs. The unit comes with an integrated driver on board offering 120V with standard triac dimming down to 10%. The retrofit kit ships with an edison base adapter and ideal for replacing traditional incandescent and CFL lamps.



## Features & Specifications

### Optical System

- Diffuse polycarbonate regressed lens provides superior lumen output with maximum visual comfort (Lens not required on eyeball models)
- Achieves uniform appearance eliminating pixilation
- Available in 4000K and 3000K color temperatures per ANSI C78.377.
- Minimum CRI of 80.

### Electrical

- Models are designed with quick connect plug as standard for ease of installation into LSI LED Housings (LRD6 and LRD6R models). Housing can be adjustable up to 1 1/4" ceiling thickness. Can be used to comply with California Title 24 High Efficacy Requirements.
- Each unit ships with standard Edison base adaptor offering easy retrofit into existing incandescent housings.
- Utilizes driver on board technology, the driver is fully integrated into the module, LEDs and heat sink delivering an optimized thermal management system.
- 10% - 100% standard Triac dimming for most leading and trailing edge incandescent and low voltage dimmers.
- Standard 120 Vac input 50/60 Hz.
- L70 Calculated Life: > 50k Hours projected @ 25°C per IESNA TM-21-11.
- Total harmonic distortion: <20%
- Power factor: >.90
- Input power stays constant over life.



## Features & Specifications (cont.)

### Construction

- One -piece durable die-cast aluminum extrusion integrating heat sink, driver on board LED module, and trim combinations.
- Designed for use in non-insulated and insulated ceilings.

### Installation

- Integrated torsion springs come standard and designed to fit housings with torsion spring receivers

### Warranty

- LSI LED Fixtures carry a 5-year warranty.

### Listing

- cETLus Listed to UL 1598 and UL 8750 standards for 25°C Ambient applications
- RoHS Compliant.
- EMI/RFI compliant with FCC 47CFR Part 15 Class B Consumer limits.
- Damp location rated (Eyeball model).
- Wet Location rated (Reflector/Baffle Models)
- Title 24 Compliant.





# 6" PDL6K LED Retrofit Recessed Downlights

## Luminaire Ordering Guide

TYPICAL ORDER EXAMPLE: **PDL6K LED 08L 120 30 WH**



Family/ Size	Adjustability	LED Gen	Lumen Package	Voltage	Driver	Color Temperature	CRI	Reflector Type
PDL6K - 6" Retrofit Downlight Kit	<b>Blank</b> - Not Adjustable <b>ADJ</b> - Adjustable Eyeball	<b>LED</b>	<b>08L</b> - 800 Lumens <sup>1</sup> <b>09L</b> - 900 Lumens <sup>2</sup>	<b>120</b> - 120 Volt	<b>Blank</b> - Triac; Leading edge & Trailing edge low voltage dimming down to 10%	<b>30</b> - 3000K <b>40</b> - 4000K <sup>3</sup>	<b>(Blank)</b> - 80 CRI	<b>(blank)</b> - White Eyeball with White trim ring <sup>2</sup> <b>WH</b> - White reflector with white trim ring <sup>1</sup> <b>WB</b> - White baffle with white trim ring <sup>1</sup>

**NOTES:**







- 1 - Not available with ADJ
- 2 - Only available with ADJ & 4000K
- 3 - 4000K only available in White Reflector with white trim ring & White Eyeball with white trim ring

PDL6K Series	Description
PDL6K LED 08L 120 30 WH	6" White reflector with white trim ring, 800lm, 120V, 3000K, 80 CRI
PDL6K LED 08L 120 30 WB	6" White baffle with white trim ring, 800lm, 120V, 3000K, 80 CRI
PDL6K LED 09L 120 40 WH	6" White reflector with white trim ring, 900lm, 120V, 4000K, 80 CRI
PDL6KADJ LED 09L 120 30	6" White eyeball with white trim ring, 900lm, 120V, 3000K, 80 CRI
PDL6KADJ LED 09L 120 40	6" White eyeball with white trim ring, 900lm, 120V, 4000K, 80 CRI

## Accessory Ordering Information (Accessories are field installed)

Description	Order Number	Image
GU24 2 Prong Adaptor	615973	
CFL Adaptor	616727	

## 6" Retrofit Kit Options

		
White Baffle White Trim Ring  wet location	White Eyeball White Trim Ring  damp location	White Reflector White Trim Ring  wet location

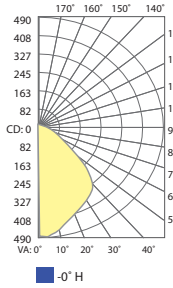


Photometry

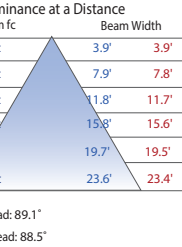
**PDL6K-ADJ-LED-09L-30**

Lumens: 916  
Watts: 11.8  
Efficacy: 78

Candela Power Distribution



Cone of Light



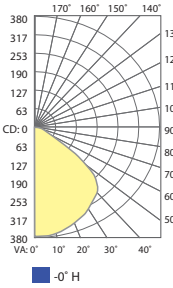
ZONE	LUMENS	% Fixture
0-10	45	4.9%
10-20	121	13.2%
20-30	180	19.7%
30-40	215	23.4%
40-50	178	19.5%
50-60	92	10.1%
60-70	50	5.5%
70-80	25	2.8%
80-90	8	0.9%
90-100	0	0.0%
0-180	916	100.0%

Degree Vertical	Candela
0	487
5	485
10	462
15	433
20	411
25	394
30	375
35	350
40	308
45	238
50	156
55	98
60	68
65	50
70	35
75	23
80	15
85	8
90	0

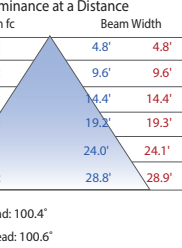
**PDL6K-LED-08L-30-WH**

Lumens: 827  
Watts: 12.3  
Efficacy: 67

Candela Power Distribution



Cone of Light



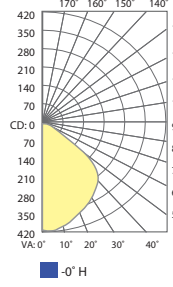
ZONE	LUMENS	% Fixture
0-10	35	4.3%
10-20	100	12.1%
20-30	153	18.5%
30-40	187	22.7%
40-50	190	23.0%
50-60	101	12.2%
60-70	37	4.5%
70-80	18	2.2%
80-90	6	0.7%
90-100	0	0.0%
0-180	827	100.0%

Degree Vertical	Candela
0	371
5	370
10	364
15	355
20	344
25	332
30	316
35	299
40	283
45	255
50	193
55	106
60	57
65	36
70	25
75	18
80	11
85	5
90	0

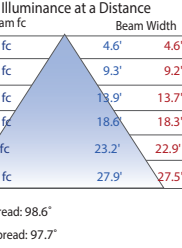
**PDL6K-LED-08L-30-WB**

Lumens: 842  
Watts: 12.4  
Efficacy: 68

Candela Power Distribution



Cone of Light



ZONE	LUMENS	% Fixture
0-10	38	4.6%
10-20	106	12.6%
20-30	158	18.7%
30-40	191	22.7%
40-50	192	22.8%
50-60	99	11.8%
60-70	37	4.1%
70-80	18	2.1%
80-90	6	0.7%
90-100	0	0.0%
0-180	842	100.0%

Degree Vertical	Candela
0	408
5	407
10	395
15	377
20	359
25	343
30	325
35	308
40	290
45	258
50	195
55	107
60	52
65	33
70	24
75	17
80	11
85	5
90	0