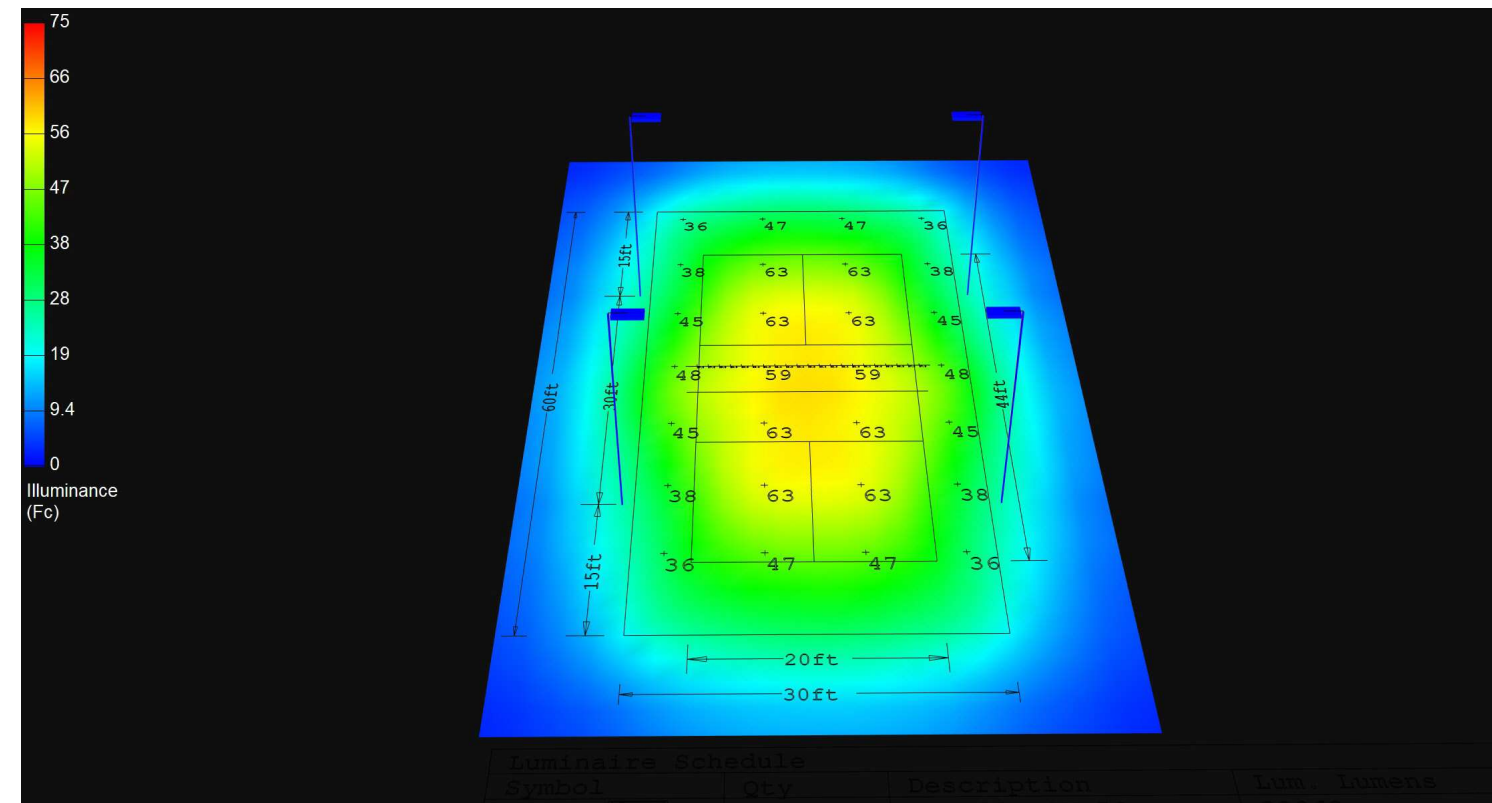
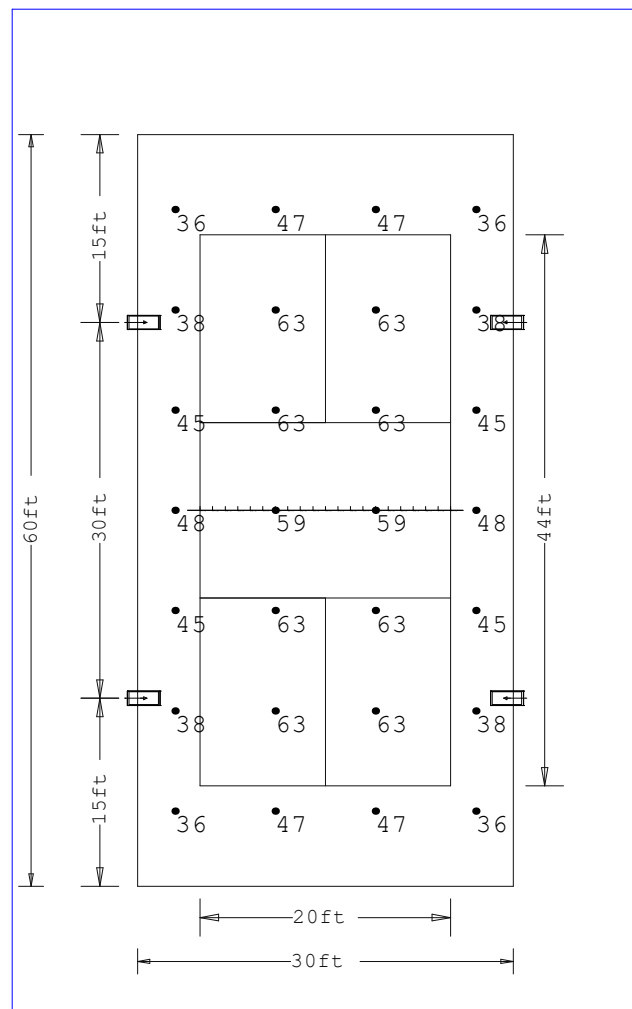





Create-A-Court - Pickleball

Single Court (30'x60')
 (4) ZNM-30L-CT-50 Fixtures
 20' Mtg.Ht.
 Class 3 Recreation



Luminaire Schedule							
Symbol	Qty	Description	Lum. Lumens	Lum. Watts	LER	Total Watts	LLF
	4	ZNM-30L-CT-50	32960	232	142	928	0.970

Calculation Summary							
Label	CalcType	Units	Avg	Max	Min	Avg/Min	Max/Min
01_PPA	Illuminance	Fc	49.36	63	36	1.37	1.75
02_Net Vertical at 3'	Illuminance	Fc	30.36	33.5	27.3	1.11	1.23

Luminaire Location Summary					
LumNo	X	Y	Z	Orient	Tilt
5	31	15	20	180	0
6	-1	15	20	0	0
7	31	45	20	180	0
8	-1	45	20	0	0

Based on the information provided, all dimensions and luminaire locations shown represent recommended positions. The engineer and/or architect must determine the applicability of the layout to existing or future field conditions. This lighting plan represents illumination levels calculated from laboratory data taken under controlled conditions in accordance with The Illuminating Engineering Society (IES) approved methods. Actual performance of any manufacturer's luminaires may vary due to changes in electrical voltage, tolerance in lamps/LED's and other variable field conditions.

Calculations do not include obstructions such as buildings, curbs, landscaping, or any other architectural elements unless noted. Fixture nomenclature noted does not include mounting hardware or poles. This drawing is for photometric evaluation purposes only and should not be used as a construction document or as a final document for ordering product.