



Integral Motion and Photocell Sensor (IMS)

STAND-ALONE CONTROLS

The Leviton Solo ZLS05 Sensor is a 0-10V dimming Passive Infrared (PIR) occupancy and daylight harvesting sensor installed directly into the light fixture for standalone lighting control. Configure output settings and dimming profile using the DIP switches or access additional features using the Leviton ZLSOR remote control. Works with a 0-10V dim-to-off drivers with 10-24VDC auxiliary power input.

Designed for 8ft mounting height with fixtures on 8ft spacing but can be used up to 10ft. Coverage degrades significantly at the outer edges of the detection area. Operating ambient temperature range -4°F to 158°F (-20°C to 70°C). Can be used to comply with IECC, ASHRAE 90.1 and 2019 Title 24, Part 6 dimming, occupancy/vacancy sensing and daylight harvesting requirements.

FEATURES & SPECIFICATIONS

- Low voltage, 0-10V dimming
- Selectable daylight harvesting
- Partial-OFF
- Adjustable task level, timeout, standby level and time.
 - Default setting in bold.**
 - Motion Level (Task Level) - **100%**, 90%, 80%, 70% (60%, 50% available on remote only)
 - Time Delay 1 (Timeout) - **10**, 30 sec; 1, 3, 5, 10, 30 min
 - Dim Level (Standby Level) - 50%, **20%** (10%, 0% available on remote only)
 - Time Delay 2 (Standby Time) - Infinite, 1, **30**, 60 min
 - Occupancy Sensor - **Enable** or disable
 - Daylight Harvesting - Enable or **disable**

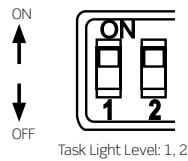
CONFIGURATIONS

DIP SWITCH SETTINGS

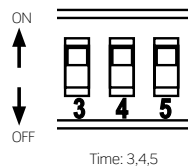
- **Task Level**—set desired task level and the built-in daylight sensor will measure ambient light to determine how much artificial light is needed
- **Occupied Time Out**—set desired time out period and the light will remain ON until the time out expires. Any motion in the space will restart the time out period.
- **Standby Light Level (Partial-OFF)**—set desired standby level to dim lights after the occupied time out had expired
- **Standby Time**—set desired standby time to keep lights at standby level until the time period expires or when motion is detected

Default Settings

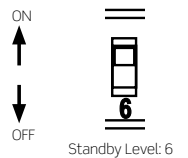
- Task Level: 100%
- Occupied Time Out: 10 sec
- Standby Light Level: 20%
- Standby Time: 30 min



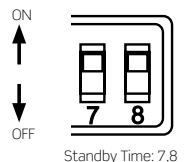
Task Light Level		
1	2	%
↓	↓	70%
↓	↑	80%
↑	↓	90%
↑	↑	100%



Time			
3	4	5	
↓	↓	↓	10 seconds
↓	↓	↑	30 seconds
↓	↑	↑	1 minute
↓	↑	↑	3 minutes
↑	↓	↑	5 minutes
↑	↓	↑	10 minutes
↑	↑	↓	15 minutes
↑	↑	↑	30 minutes



Standby Level	
6	%
↓	20%
↑	50%



Standby Time		
7	8	
↓	↓	1 minute
↓	↑	30 minutes
↑	↓	60 minutes
↑	↑	+ ∞





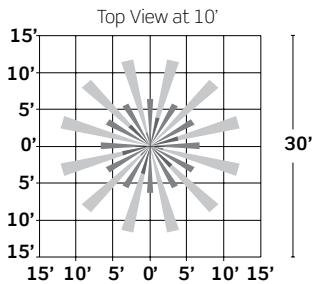
Integral Motion and Photocell Sensor

CONFIGURATIONS (CONT.)

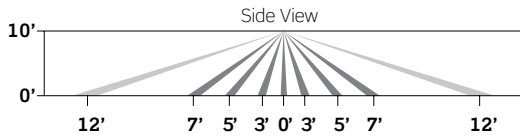
Optional IR remote configuration tool to edit or change parameters from the floor without the use of a ladder. All sensor parameters are configurable from remote. Can repeat configuration from one sensor to another. Provides positive confirmation of parameter programming (Fixture flashes ON/OFF)

COVERAGE DIAGRAMS

FIELD OF VIEW



- Minor Motion
- Major Motion



IR REMOTE BUTTON CONFIGURATIONS

	<ul style="list-style-type: none"> Enable/Disable Occupancy Sensor—Daylight Harvesting continues to operate if enabled
	<ul style="list-style-type: none"> Reset parameters to DIP switch settings Copy and repeat last parameters set
	<ul style="list-style-type: none"> Enable/Disable Daylight Harvesting—Occupancy Sensor continues to operate if enabled
	<ul style="list-style-type: none"> Set desired task level—Two additional levels: 50% and 60% available using IR remote
	<ul style="list-style-type: none"> Set desired occupied timeout
	<ul style="list-style-type: none"> Set stand-by light level—Two additional levels: 0% and 10% available using IR remote Set stand-by prolonged time out

